


MODERN CONCRETE PANELS

make your interior look different

visit our website www.loftsystem.com

Loft Concrete Collection



Your projects need unique style?
Loft Concrete lighter than you think!





Architectural Concrete

Modern language of **Architects**



In many cases, architectural concrete is the modern solution.

Loft Concrete for your project

Loft Concrete Collection, easy to cut and install, offer simple solutions to create a contemporary ambiance with an authentic concrete look.

Mineral composite panels are just like real concrete that can be perfectly fitted together to form the modern structure on the wall.

Trendy look, simple form and natural beauty- Loft Concrete has it all.

Alessandra Accordi Rossi



Roca London Gallery | Zaha Hadid Architects

Inspirational **Concrete** World Architecture



Roca London Gallery designed as multi-purpose environment presents modern architecture at its best form. We were inspired by concrete and gypsum tiles that create this amazing place and we would like to offer our customers the same inspiration in the form of Loft Concrete panels.



London Aquatics Centre | Zaha Hadid Architects

Inspirational **Concrete** World Architecture

London Aquatic Centre is the most stunning swimming facilities in the world and also most advanced as far as technology is concerned. Using concrete, such a solid and up-to-date material shows the new face of creative design.



LOFT DESIGN SYSTEM | Concrete Plain

Technical specification

Advantages & available dimensions

60x100 cm*	<div>THICKNESS 1.8 cm</div> <div>WEIGHT 10 kg</div>	60x60 cm*	<div>THICKNESS 1.8 cm</div> <div>WEIGHT 6 kg</div>	40x60 cm*	<div>THICKNESS 1.8 cm</div> <div>WEIGHT 3 kg</div>

* dimensions tolerance 1 cm, in ordered part up to 1 mm.

- No special installation system required
- Drywall compatible
- High quality mineral composite, lighter than standard concrete
- Realistic structure
- Easy to cut to proper dimensions




LOFT DESIGN SYSTEM | Concrete Hollow

Technical specification

Advantages & available dimensions

<div>○</div> <div>60x100 cm*</div> <div>○</div>	<div>○</div> <div><div>THICKNESS</div>1.8 cm</div> <div><div>WEIGHT</div>10 kg</div> <div>○</div>	<div>○</div> <div>60x60 cm*</div> <div>○</div>	<div>○</div> <div><div>THICKNESS</div>1.8 cm</div> <div><div>WEIGHT</div>6 kg</div> <div>○</div>	<div>○</div> <div>40x60 cm*</div> <div>○</div>	<div>○</div> <div><div>THICKNESS</div>1.8 cm</div> <div><div>WEIGHT</div>3 kg</div> <div>○</div>
<div>○</div> <div></div> <div>○</div>	<div>○</div> <div></div> <div>○</div>	<div>○</div> <div></div> <div>○</div>	<div>○</div> <div></div> <div>○</div>	<div>○</div> <div></div> <div>○</div>	<div>○</div> <div></div> <div>○</div>
<div>○</div> <div></div> <div>○</div>	<div>○</div> <div></div> <div>○</div>	<div>○</div> <div></div> <div>○</div>	<div>○</div> <div></div> <div>○</div>	<div>○</div> <div></div> <div>○</div>	<div>○</div> <div></div> <div>○</div>

* dimensions tolerance 1 cm, in ordered part up to 1 mm.

- No special installation system required
- Drywall compatible
- High quality mineral composite, lighter than standard concrete 
- Realistic structure
- Easy to cut to proper dimensions



* Stainless steel optional decorative element, ask your reseller.

Loft Concrete panels

Colour variations



Ivory white



Dove grey



Stone grey



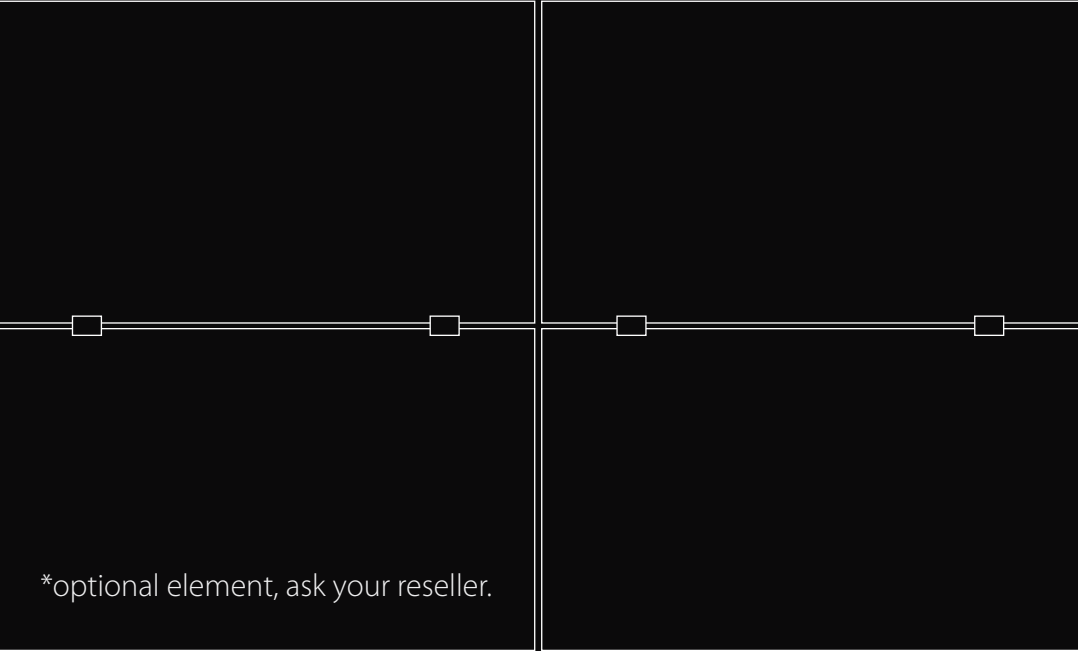


About our product

Loft Concrete

Modern Decorative concrete tiles have always been associated with massive weight and complicated system of installation, they show us now a new, fresh look as Loft Design System panels perfectly imaging the structure of concrete. Loft Concrete decorative panels can be characterized by unique design which brings a lot of character to interiors and, such valuable these days, simplicity and rawness as well as sophisticated elegance which is perfect for every interior, no matter what style is leading.

Stainless steel decorative element*



Create clean Minimalistic Design!

Optional, stainless steel decorative elements beautifully match the panels, cool and satin steel is great for all three colour versions of Loft Concrete tiles. The lightness of panels and possibility to adjust them to required dimensions make installation fast and easy, even on drywalls.



Unique Real Concrete Structure

One of the easiest ways to achieve an industrial look at home is to use industrial materials. Concrete is an obvious choice and in recent months we have witnessed a huge rise in the use of concrete in interior design.

LOFT | Lots of Fantastic Tiles



Design Showroom | New York



Unique Interior Design Loft **Concrete**

Many designers are now using concrete in unexpected and unusual ways and it would seem that there is nothing that can't be made using this versatile material.

LOFT | Lots of Fantastic Tiles



CURVES | MODEL 01

LOFT CONCRETE EDITION



Design Showroom | Milan



Modern Apartment | Chicago

Le Corbusier

“It seems to be really possible to consider **concrete**
as a reconstructed stone, worthy of being exposed
in its natural state”

Le Corbusier - Architect & designer, and one of the pioneers of what is now called modern architecture.

Le Corbusier was an architect in the true sense of the word

visit our website www.loftconcrete.com

WELD

WELD BRAND | High quality products for decorative wall panels

HQ
High
quality


Unique
formula


High
performance


Easy
of use

PERFECT CHOICE FOR PROFESSIONALS

WELDFIX

Weldfix Ultra is modern and easy in use mounting adhesive, especially useful for decorative panels. It can be use to most of available substrates: lime plaster, gypsum plaster, wood, MDF, HDF cork plywood, chipboard, ceramics, plaster, plasterboard, steel, carpentry furniture, built-in cupboards, moldings, profiles, hangers, etc. Do not use styrofoam PE, PP.

WELDMASA

WELDMASA is ready-to-use gypsum putty, suitable for a wide range of interior applications. It's perfect for non-structural filling, leveling, patching and jobs on gypsum boards such as decorative panels. Thanks to WELDMASA the surface is much more smoother. Advantages: high quality, unique formula, easy in use, fast drying time, increase smoothness.

WELDPRIMER LIGHT & WELDPRIMER **STRONG**

WELDPRIMER LIGHT & WELDPRIMER STRONG Concentrate are the newest formulas that reinforce primed surfaces, reduce ground's absorbability, standardize primed surface. It is a preparatory coating put on materials before painting. Priming ensures better adhesion of paint to the surface, increases paint durability, and provides additional protection for the material being painted. We recommend to prime as the first layer under painting and install panels made of gypsum composite. Advantages: high quality, easy in use, fast drying time and high efficiency.





INNOVATIVE ECONOMY
NATIONAL COHESION STRATEGY

EUROPEAN UNION
EUROPEAN REGIONAL
DEVELOPMENT FUND



LOFT DESIGN SYSTEM

visit our website www.loftsystem.com for more inspiration

CONCRETE PANELS


find us on facebook



facebook.com/loftsystemcom



LOFT DESIGN SYSTEM
www.loftsystem.com
loft@loftsystem.com

 PL tel. (+48) 32 442 00 01

your local partner